

TOP 10 AILMENTS

Ear Infections

- Oil to Use:**
- Melaluca
 - Lavender

How to Use:
Apply behind ears (dilute for sensitive skin). Apply to cottonball and put in ear.

Frequency:
3-5 times daily

Sleeping

- Oil to Use:**
- Lavender
 - Balance

How to Use:
Diffuse oils in air. Apply to bottoms of feet.

Frequency:
At nap or bedtime

Bruises/Cuts/Scrapes

- Oil to Use:**
- Frankincense
 - Lavender
 - Helichrysum

How to Use:
Apply to affected area. Helichrysum is great to stop bleeding including bloody noses.

Frequency: As needed

Cold/Flu

- Oil to Use:**
- OnGuard
 - Breathe/Peppermint
 - Melaluca/Oregano

How to Use:
Diffuse oils in air liberally. Apply to bottoms of feet. For fever apply peppermint, dilute with fractionated coconut oil.

Frequency: Hourly

Stomach Problems

- Oil to Use:**
- DigestZen
 - Ginger
 - Peppermint

How to Use:
Apply to abdomen, dilute with fractionated coconut oil. Apply to bottoms of feet.

Frequency:
Hourly/As needed

Respiratory Issues

- Oil to Use:**
- Breathe
 - Lemon
 - Frankincense

How to Use:
Apply to chest, dilute with fractionated coconut oil. Apply on hands, cup hands and inhale. Diffuse in air.

Frequency: As needed

Babies

- Oil to Use:**
- Lavender
 - DigestZen
 - Marjoram/Thyme

How to Use:
Teething and diaper rash apply lavender on affected area. Colic apply diluted marjoram and DigestZen on tummy. Croup marjoram and thyme

Frequency: As needed

Cough/Sore Throat

- Oil to Use:**
- Breathe
 - OnGuard
 - Lemon

How to Use:
Apply diluted Breathe/ Lemon on chest and/or feet. Sore throat apply diluted OnGuard to feet/neck or put a drop in drink. Diffuse in air.

Frequency:
3-5 times daily/As needed

Emotional/ADHD/Behavioral

- Oil to Use:**
- Balance
 - Vetiver
 - Serenity/Lavender

How to Use:
Diffuse oils in air or apply to terra cotta pendant. Apply topically to either bottoms of feet or back of neck.

Frequency:
3-5 times daily as needed

Skin Conditions

- Oil to Use:**
- Melaluca
 - Lavender
 - Geranium

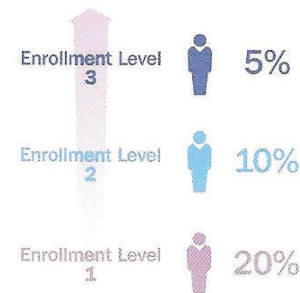
How to Use:
Apply on affected area. Use with fractionated coconut oil/mix in doTerra lotion. For rashes apply lavender directly on affected area

Frequency: Morning & Night as needed

COMPENSATION PLAN MADE SIMPLE

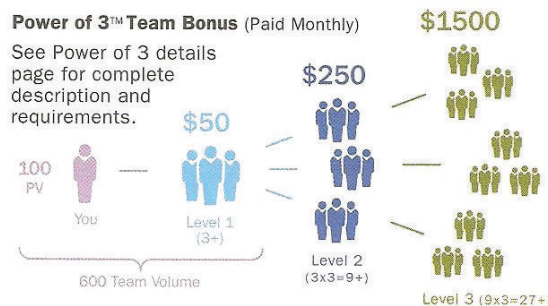
Fast Start Bonus (Paid Weekly)

Paid on New Enrollee volume for their first 60 days. Enroller must be on 100 PV autoship to participate.



Power of 3™ Team Bonus (Paid Monthly)

See Power of 3 details page for complete description and requirements.



dōTERRA Loyalty Rewards

Months 1 to 3	Months 4 to 6	Months 7 to 9	Months 10 to 12	Months 13+
10%	15%	20%	25%	30%

Unilevel Chart Comp Plan

Level	UniLevel Percent	Number of IPC's	Total Volume	Monthly Income
1	2%	3	\$450	\$59
2	3%	9	\$1350	\$300
3	5%	27	\$4050	\$1752
4	5%	81	\$12,150	\$2360
5	6%	243	\$36,450	\$4547
6	6%	729	\$109,350	\$11,108
7	7%	2187	\$328,050	\$34,071


Note: This example is based on a perfect duplication of three-person enrollment 7 levels deep with no attrition. All monthly figures include Power of 3 Bonus. Individual results will vary.

HOW TO GET STARTED

STEP #1 • Get Detailed Info

How do you become an oil user?

- This material will help you become an essential oil expert.



STEP #2 • Complete Form



STEP #3 • Select Kit



STEP #4 • Loyalty Rewards

- Automatic shipment of your monthly dōTERRA products
- Receive up to 30% of the PV value of your monthly LRP order
- Use your LRP credits to purchase dōTERRA products
- Change your LRP order up to your monthly ship date

Product of the Month

Place your order of at least 125 PV before the 15th of each month, and receive a free product, every month!